



# BRIDGES IN EDUCATION

ARTEVELDE UNIVERSITY OF APPLIED SCIENCES / GHENT / BELGIUM





I remember the first day, I was quite nervous but we were warmly welcomed and introduced to each other quite quickly!



Gent is a beautiful city that has a lot to offer. There are great museums, a castle and lots of places to just enjoy the scenery. And of course: waffles ;-)



I live in an Artevelde student house. Living in such a house is great. You get to meet a lot of other students, Erasmus and Flemish, so you gain new friendships quite easily and you never have to be alone! Also, the rooms are great!

**Bridges in education is a programme for international students at the Artevelde University of Applied Sciences. It is organised by the Bachelors of early childhood, preschool, primary and secondary education. The aim of this programme is to offer a broad choice of courses to all interested students. Every year we welcome around 70 international students.**

## WHERE?

Artevelde University of Applied Sciences is situated in Ghent, one of the most beautiful and vivid cities in Belgium. Ghent is a city with many faces. It is the most important student city of Flanders. More than 60 000 students are studying in Ghent. Ghent is a beautiful medieval city at the banks of the river. Many cultural events take place. Ghent is situated at 50 km from Brussels, Bruges and Antwerp. Several world famous cities such as London, Paris and Amsterdam are easily within reach.

## WHEN?

The Bridges in education programme takes place only **in the Spring Semester**. You can choose for the full programme, starting from the from the 1st of February until the 18th of June, or you can create a shorter programme (from the 1st of February until the 7th of May).

Students are expected for the introduction week in week 5 (01/02/2021). The educational activities are organised from week 6 (08/02/2021) until week 23 (11/06/2021). Week 14 and 15 (05/04/2021 - 18/04/2021) are the Easter holidays.

## PROGRAMME

Bridges in education offers a broad range of courses as well as (teaching) practices. Every student can build their own programme by selecting courses which interest them most. Due to organisational reasons, not every combination is possible. Take a look at the tables below to construct a well-balanced programme. You can find a short content of every course on the following pages or on our website.

## PLEASE NOTE

- If you are staying until the 7th of May, please look at the first table (attention: to be eligible for an Erasmus grant, you have to come for at least 3 months + 1 day).
- If you stay until the 18th of June, please consult the second table.
- An average semester is between 20 and 30 credits. We allow a maximum of 33 credits per semester.
- You are free to make a combination of two practices (including community service learning), for a maximum of 6 ECTS. These courses are marked in green in the tables below. Of course, you can also select none or just one practice, but **a combination of three or more practices is not possible.**
- If you are from Wallonia and you are being trained to become a secondary school teacher of Dutch/English, you can contact us via [bridges@arteveldehs.be](mailto:bridges@arteveldehs.be) for more information about additional courses.
- When two courses are listed with “or” between them, this means that they take place at the same time, and are thus impossible to combine. **It does not mean** that you are obliged to take at least one of them. You are free to make a selection based on your interests, but please keep in mind that you cannot combine more than two practices (maximum 2 green courses).  
Example: You can take Advanced Dutch, Europe “in class”, Cross-cultural communication, Culture in Context, Teaching practice 3-6 years and Community Service Learning. But you cannot combine Europe “in class” and Early language learning: English.

**STAY UNTIL 7<sup>TH</sup> OF MAY**  
 (NUMBER OF ECTS BETWEEN PARANTHESES)

Dutch language: advanced (3)	OR	Dutch language: beginner (3)
Early language learning: English (3)	OR	Inclusive education: from policy to practice (3)
Visual arts: a journey in the city of Artevelde (3)	OR	Democracy and citizenship (in class) (3)
Pedagogical Dilemmas (3)	OR	The reading environment (3)
Teaching Practice 12-16 years (3)	OR	Creative skills in ECEC (6)
Teaching Practice 6-12 years (3)	OR	Youth culture (3)
Teaching Practice 0-3 years (3)		
Teaching Practice 3-6 years (3)		
Community Service learning (3)		
Cross-cultural communication (3)		
Culture in Context (3)		
Global awareness - Erasmus (5)		

**STAY UNTIL 18<sup>TH</sup> OF JUNE**  
 (NUMBER OF ECTS BETWEEN PARANTHESES)

Education and policy-making in an international perspective - Erasmus (6)		
Dutch language: advanced (3)	OR	Dutch language: beginner (3)
Early language learning: English (3)	OR	Inclusive education: from policy to practice (3)
Visual arts: a journey in the city of Artevelde (3)	OR	Democracy and citizenship (in class) (3)
Pedagogical Dilemmas (3)	OR	The reading environment (3)
Teaching Practice 12-16 years (3)	OR	Creative skills in ECEC (6)
Teaching Practice 6-12 years (3)	OR	Youth culture (3)
Teaching Practice 0-3 years (3)	OR	Empowering didactics (3)
Teaching Practice 3-6 years (3)		
Community Service learning (3)		
Cross-cultural communication (3)		
Culture in Context (3)		
Global awareness - Erasmus (5)		

# TEACHING PRACTICE / INTERNSHIP

Doing a **teaching practice** is the perfect way to discover the Flemish educational system from within. In this teaching practice you will explore the way education is organised in Flanders. You will be evaluated on the way you collaborate and communicate with the teaching staff and on your reflections. Students are always supervised by a mentor who speaks English. The students are also guided by a counsellor from the University of Applied Sciences who is responsible for the assessment.

Teaching practice is always 3 ECTS and is possible in

- A daycare centre (0-3 year olds)
- A preschool (2,5 – 6 year olds)
- A primary school (6-12 year olds)
- A secondary school (12 – 16 year olds)

Next to the teaching practice, you can choose a 3 ECTS internship in **Community Service Learning**. During this internship, you will do voluntary work in the Ghent area. This will give you a good insight in the Flemish community.

As stated above, you can choose a maximum of 6 ECTS in Teaching practice or Internship and you can make a combination of several age groups. You can also choose a combination of 3 ECTS Teaching practice with 3 ECTS Community Service Learning.




Practices are usually organised from week 9 until week 18, one day a week.



# COURSE OVERVIEW




COURSES YOU CAN CHOOSE IF YOU ARE STAYING UNTIL 7<sup>TH</sup> OF MAY


COURSE	ECTS	SHORT DISCIPTION
<p><b>Visual arts: a journey in the city of Artevelde</b> In this course you will learn about visual arts and the city of Ghent. Get to know Belgian contemporary artists and work hands on with materials like paint, ink, tape and clay. You will make your own cabinet of wonders where you and your team mates will be able to exhibit your own showcase of wonders. Finally we will have a look at how all of this can be used in the classroom. Are you ready for this artsy adventure?</p>	3	 A group of students are seated around a long wooden table in a classroom or workshop. They are focused on their work, which involves various art materials like paint, brushes, and papers. Some students are looking at their work, while others are talking or looking at a laptop screen. The room has windows in the background.
<p><b>Community Service Learning</b> You discover the Flemish community and participate in our society through voluntary work.</p>	3	 A woman with glasses and a patterned jacket is sitting and looking towards the camera. She is holding a small, light-colored object in her hands. The background is slightly blurred, showing what appears to be an indoor setting with some items on a shelf.

COURSE	ECTS	SHORT DISCRPTION
<p><b>Creative skills in ECEC</b> Find out how to use creative skills to develop and perform a creative happening for preschool children together with Flemish students.</p>	<p><b>6</b></p>	
<p><b>Cross-cultural communication</b> If you want to become an intercultural sensitive and aware communicator as a teacher and as a human being, this course will provide you with useful communication strategies, give you insight in intercultural and interpersonal differences in communication and challenge you to explore and practice the strategies with your peers.</p>	<p><b>3</b></p>	
<p><b>Culture in context</b> Exploring Flemish and other European cultures and reflecting on them. This course also includes a visit to a Belgian city.</p>	<p><b>3</b></p>	



COURSE	ECTS	SHORT DISCRPTION
<p><b>Dutch language: beginner or advanced</b>            Beginner's level: developing all four language skills in Dutch; at the end of the course you will have an A1-level (Common European Reference)            After an intake with one of our teachers, you can also choose to take the advanced level.</p>	<p>3</p>	
<p><b>Early language learning: English</b>            Are you passionate about teaching languages and especially English? In this course you will learn all about it! We will have a closer look at how children (3 - 12) learn languages and how you can use that knowledge in classroom. Learn how to create and organise your own English language activity with authentic materials. This is an interactive course where you will play, create and reflect.</p>	<p>3</p>	
<p><b>Global awareness – Erasmus</b>            Education is the most powerful weapon to change the world said Nelson Mandela. But how? Find out what it means to be a global citizen and to educate children to become one. We'll explore how different educational systems approach social inclusion and global citizenship.</p>	<p>5</p>	

COURSE	ECTS	SHORT DISCRPTION
<p><b>Democracy and citizenship (in class)</b>  Democracy and citizenship are central to this course. In the first instance, we investigate what democracy and citizenship are and how they are realised in a national and a European context. We pay attention to recent evolutions such as digital citizenship. We also investigate how you can educate children and young people in terms of democracy and citizenship.</p> <p>An active role as a citizen is essential in democracy and citizenship. How can you actively participate in a democracy? How can you do that as a student and within this course. To get a complete picture, we go on a study visit to the European parliament, we participate as a conference facilitator, we go out on the street to speak to people, debate, ...</p> <p>In short, take part in this course and fight against further polarisation and acidification in society.</p>	<p><b>3</b></p>	
<p><b>Inclusive education: from policy to practice</b>  In this course several guest lecturers from all over Europe teach about inclusion and inclusive education. Learn about inclusion and special needs education through group and individual assignments, discussions, etc.</p>	<p><b>3</b></p>	

COURSE	ECTS	SHORT DISCRPTION
<p><b>Youth Culture</b></p> <p>In education it is key to understand the world children and youngsters live in. In this course we take a closer look at youth and youth culture based on the basis idea that everything is a remix. You'll be in a mixed group with Flemish students.</p>	<p>3</p>	
<p><b>Pedagogical dilemmas</b></p> <p>Based on a group reading of an assigned text, discuss educational challenges and dilemmas for teachers in a postmodern society. Talk about the impact of the personal professional identity on your personal educational practice</p>	<p>3</p>	
<p><b>Teaching practice</b></p> <p>Discover the Flemish educational system by participating one day a week in a daycare center (0-3 year olds), a preschool (3-6 year olds), a primary school (6-12 year olds) or a secondary school (12-16 year olds).</p>	<p>3</p>	

COURSE	ECTS	SHORT DISCRIPTION
<p><b>The reading environment</b></p> <p>Are you fascinated by the reading attitude of children, their motivation to read and their reading behaviour? Would you like to learn how to affect them in a creative and effective way?</p> <p>In this course you will focus thoroughly on the affinity children have with reading and look into the components of their reading environment. You will furthermore refine your didactic approach in the field of reading promotion and you will get to master some methodologies for in-depth conversations about reading experiences.</p>	<p><b>3</b></p>	 A colorful illustration of a circular wooden bookshelf filled with books. The shelf is surrounded by several cartoon children of various ethnicities and ages, all engaged in reading. Some are sitting on the floor, some are standing, and some are holding books up. The scene is vibrant and depicts a positive reading environment.

## COURSES YOU CAN CHOOSE, NEXT TO ALL OF THE ABOVE, IF YOU ARE STAYING UNTIL 18<sup>TH</sup> OF JUNE

COURSE	ECTS	SHORT DISCRIPTION
<p><b>Education and policy making in international perspective – Erasmus</b></p> <p>In a mixed group of international and Flemish students you will explore a professional field related to children, youth or families in Flanders, in your own country and in the rest of the world. Together, you will try to influence Flemish policy makers to make a change! This course includes participation in an international week and several visits to Flemish services for children, youth and families.</p>	6	 A photograph showing a group of students gathered around a table. A sign on the table reads 'DANMARK' with a Danish flag. The students appear to be engaged in a discussion or activity related to the sign.
<p><b>Empowering didactics</b></p> <p>In this course you will learn to create an empowering and evidence based learning environment for your pupils. You will understand how to use stimulating didactics and how to create a safe and supporting learning environment. You will participate and engage in the societal debate about education, also in an international perspective. You'll be in a mixed group with Flemish students.</p>	3	 A photograph showing a group of students sitting around a table in a meeting or discussion. They are looking at each other and appear to be engaged in a conversation.

## MORE INFORMATION?

All practical info can be found on our website:  
[www.arteveldehogeschool.be/en/bridges-in-education](http://www.arteveldehogeschool.be/en/bridges-in-education)

## EXPERIENCES AND IMPRESSIONS

Find us on social media:



[@BridgesInEducationArtevelde](https://www.facebook.com/BridgesInEducationArtevelde)



[@BridgesInEducation](https://www.instagram.com/BridgesInEducation)

## CONTACT

Individual questions or more specific info?  
Contact us on [bridges@arteveldes.be](mailto:bridges@arteveldes.be)

**WE HOPE TO WELCOME YOU SOON IN GHENT!**